



Gran Max

PACKAGE



Cargo Area Length

A long cargo space with a long wheelbase and short overhang design, and minimum wheelhouse intrusion



Cargo Area Floor Height

Lowered cargo area floor enhances loading and unloading ease



Driving Position

Comfortable passenger car-like driving position



Minimum Turning Circle

Minimised turning circle for cabover vehicle-like maneuverability

INTERIOR



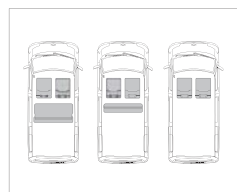
Instrument Panel Shift

Mounted lever facilitates smooth and sure shifting operations while keeping the driver's eyes on the road



Seat Slide

Assures personalised driving position for various drivers



Seat Arrangement

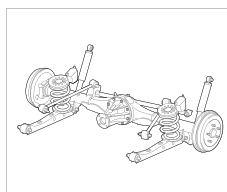
Versatile seat arrangements to accommodate various usages

PERFORMANCE



Engine

Fuel efficient, high torque and output 1.5-litre petrol engine with DVVT technology



5-link Coil Spring Suspension

Provides passenger car-like handling stability and riding comfort

INSTRUMENT PANEL



Simple design and user-friendly switch layout for straightforward operability

MODEL VARIATION



Panel Van



Glass Van

Photos may partly differ from the actual vehicle specifications. Please inquire the dealership near you for more details.

SPECIFICATIONS

ITEM	Engine	1.5 L			
	Drive	2WD			
	Steering position	LHD		RHD	
	Transmission	5M / T	5M / T	4A / T	5M / T
	Body	Panel	Glass		
Overall length	mm	4,045			
Overall width	mm	1,665			
Overall height	mm	1,900			
Wheelbase	mm	2,650			
Track	Front	mm	1,460		
	Rear	mm	1,440		
Min. road clearance	Kerb weight	mm	165		
Cargo area length	mm	2,075	2,075(1255)*		
Cargo area width	mm	1,495			
Cargo area height	mm	1,340			
Min. turning circle	Kerb to kerb	mm	9.4		
	Wall to wall	mm	10.0		
Kerb weight	kg	1,110-1,130	1,130	1,140	1,130
Gross vehicle weight	kg	2,000			
Seating capacity	persons	2	2 (5)*		
Engine type	3SZ-VE	Petrol, Inline 4-cylinder, 16-valve, DOHC, DVVT			
Total displacement	cc	1,495			

Bore x stroke	mm	72.0 x 91.8	
Compression ratio		10.0	
Max. output	kW / rpm	71 / 6,000	
Max. torque	N.m / rpm	134 / 4,400	
Fuel system		EFI (Electric Fuel Injection)	
Fuel tank capacity	Litres	43	
Steering type		Rack and Pinion	
Transmission	5M / T	Forward 5-speed manual, all synchromesh	
	4A / T	Forward 4-speed, full automatic	
Transmission gear ratio	5M / T	1st: 3.769 2nd: 2.045 3rd: 1.376 4th: 1.000 5th: 0.838 Rev: 4.128	
	4A / T	1st: 2.731 2nd: 1.526 3rd: 1.000 4th: 0.696 Rev: 2.290	
Final reduction ratio	5M / T	4.875	
	4A / T	5.125	
Brake	Front	13-inch ventilated disc brakes	
	Rear	Drum brakes, leading and trailing	
Parking brake		Lever-type parking brake	
Suspension	Front	MacPherson-struts with coil springs	
	Rear	5-link coil springs	
Tyres		165 R13 C	

*: Figures in parenthesis indicate the values for 2nd row seat is occupied.

BODY COLOURS




Champagne Metallic (T23)




Dark Blue Mica Metallic (B60)



Silver Mica Metallic (1E7)



Black (X09)



White (W09)

SEAT UPHOLSTERIES



Seat main (LHD)



Seat main (RHD)



Seat side

Photos may partly differ from the actual vehicle specifications. Please inquire the dealership near you for more details.



DAIHATSU MOTOR CO., LTD.
1-1, DAIHATSU-CHO, IKEDA, OSAKA, 563-8651, JAPAN
www.daihatsu.com

1206-00109 Printed in Japan